

Nevada: Food and Beverage

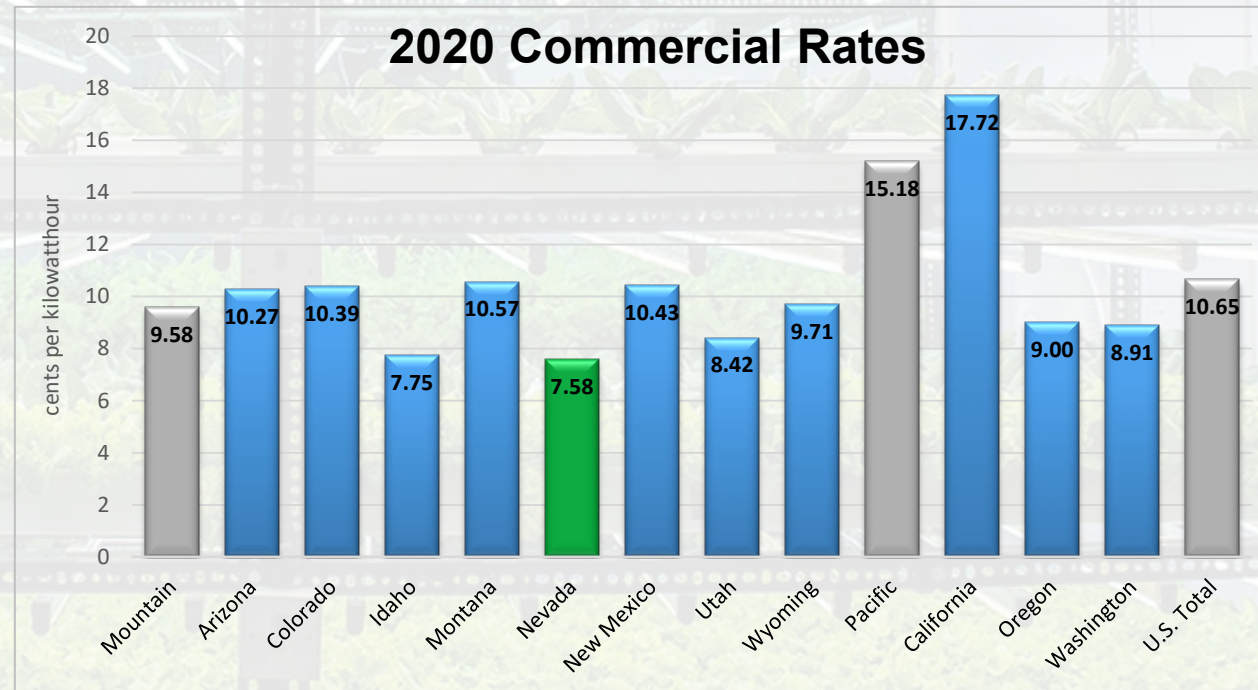


NV Energy Economic Development



Our dedicated Business Development team strategically works to facilitate business site location, relocation and expansion in Nevada.



- Electric Rate Comparisons
- Nevada Food & Beverage Companies
- Labor
- Industry Breakdown
- Logistics Maps
- Food & Agriculture Resources
- Potential Sites
- Nevada Business Advantages
- Education
- Renewable Resources



Nevada Food & Beverage Companies



TreeHouse



Nevada Labor



Nevada

NAICS	Description	2018 Jobs	2019 Jobs	2020 Jobs	Average Earnings Per Job	Current Supplements	Current Wages, Salaries, & Proprietor Earnings	2019 Location Quotient
Food Manufacturing								
311	Food Manufacturing	6,696	6,828	7,047	\$52,723	\$10,360	\$42,363	0.45
312	Beverage and Tobacco Product Manufacturing	817	911	988	\$66,187	\$16,234	\$49,953	0.35
		7,513	7,738	8,035	\$54,308	\$11,051	\$43,257	




Nevada, Clark County

NAICS	Description	2018 Jobs	2019 Jobs	2020 Jobs	Average Earnings Per Job	Current Supplements	Current Wages, Salaries, & Proprietor Earnings	2019 Location Quotient
Food Manufacturing								
311	Food Manufacturing	3,975	4,059	4,182	\$47,587	\$9,216	\$38,371	0.37
312	Beverage and Tobacco Product Manufacturing	542	626	683	\$70,046	\$17,201	\$52,846	0.33
		4,517	4,685	4,865	\$50,588	\$10,283	\$40,305	



Northern Nevada

NAICS	Description	2018 Jobs	2019 Jobs	2020 Jobs	Average Earnings Per Job	Current Supplements	Current Wages, Salaries, & Proprietor Earnings	2019 Location Quotient
Food Manufacturing								
311	Food Manufacturing	2,190	2,209	96	\$12,046	\$47,912	0.8	2,286
312	Beverage and Tobacco Product Manufacturing	184	191	17	\$14,994	\$46,078	0.4	201
		2,373	2,400	114	\$12,280	\$47,766		2,487

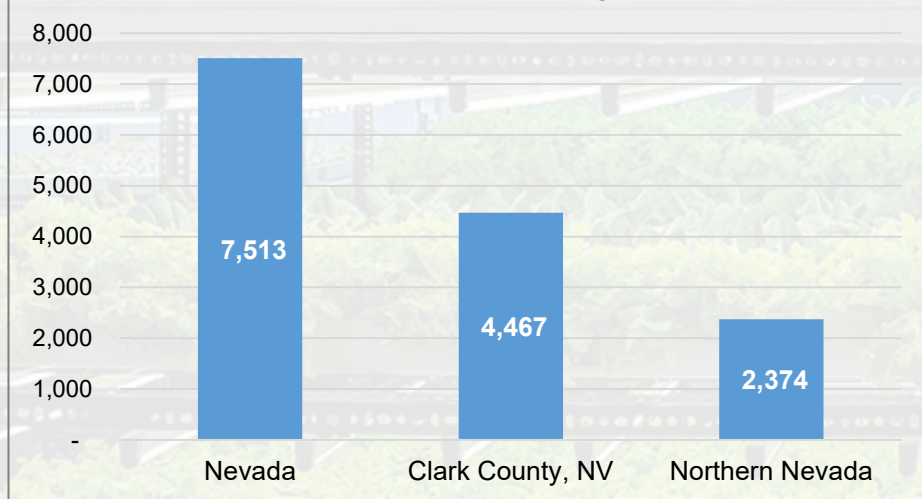


Nevada Industry Breakdown

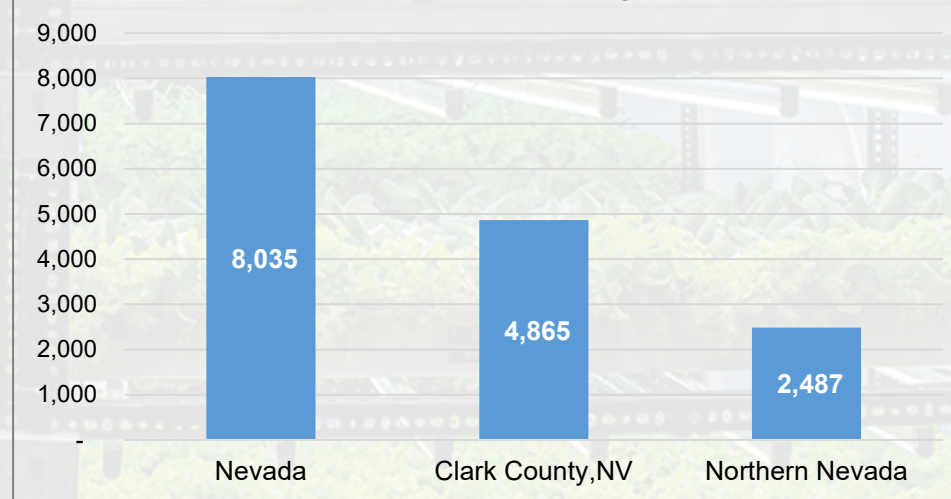
NAICS

- 311 Food Manufacturing
- 312 Beverage and Other Product Manufacturing

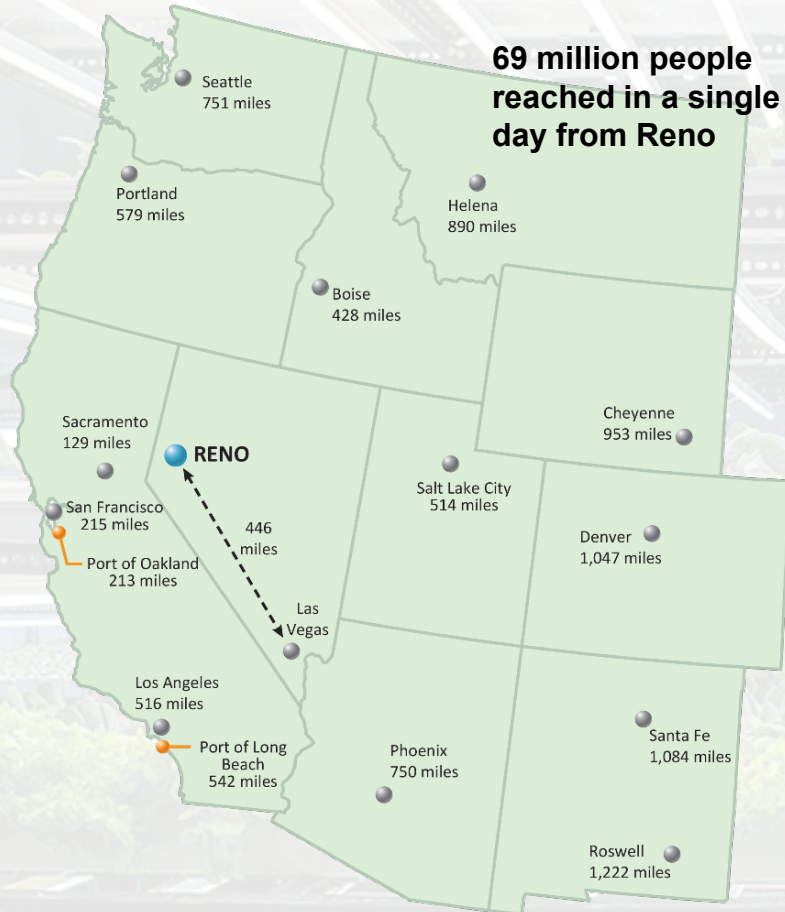
2018-Food & Beverage Jobs



2020-Food & Beverage Jobs



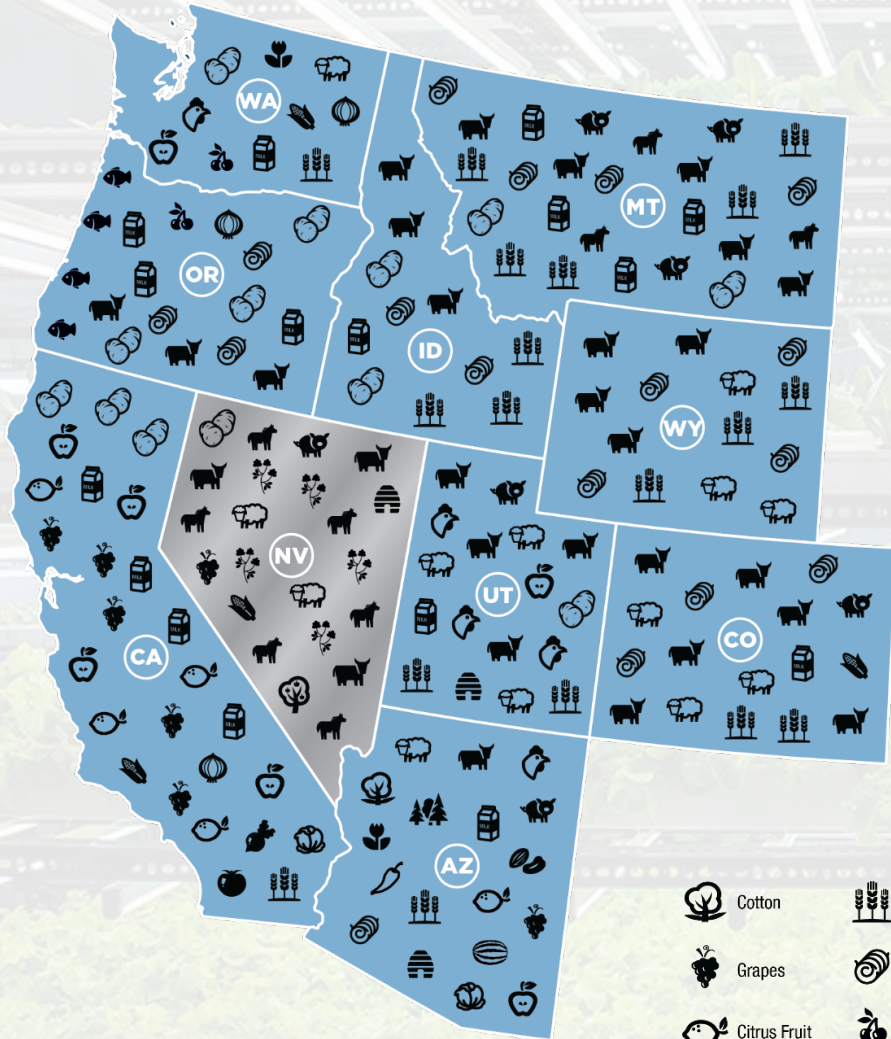
Logistics Map



- In a single day, food and beverage manufactures have access to 77 million people from Nevada.
 - Over 450 agriculture products
 - 212,993 farms (111 M acres)
- Two-day truck service from Nevada: 17 states and over 116 million people.



Food & Agriculture Resources



The major metropolitan areas in Nevada are Reno & Las Vegas, which are within:

5 hours from:

- 400+ Agriculture commodities/ingredients
- 80,500 farms covering 31.4 million acres
- Region = the world's 5th largest supplier of food & agriculture

10 hours from:

- 450+ Agriculture commodities/ingredients
- 133,200 farms covering 58.5 million acres

15 hours from:

- 450+ Agriculture commodities/ingredients
- 212,993 farms covering 111 million acres

Legend

Cotton	Wheat, Bartley, Grains	Onions	Potatoes	Peppers	Lumber	Cattle	Pigs
Grapes	Hay	Corn	Alfalfa Sprouts	Lettuce	Flowers	Sheep	Seafood
Citrus Fruit	Cherries	Fruits	Nuts	Watermelon	Honey	Poultry	Horses



Potential Locations

Northern Nevada

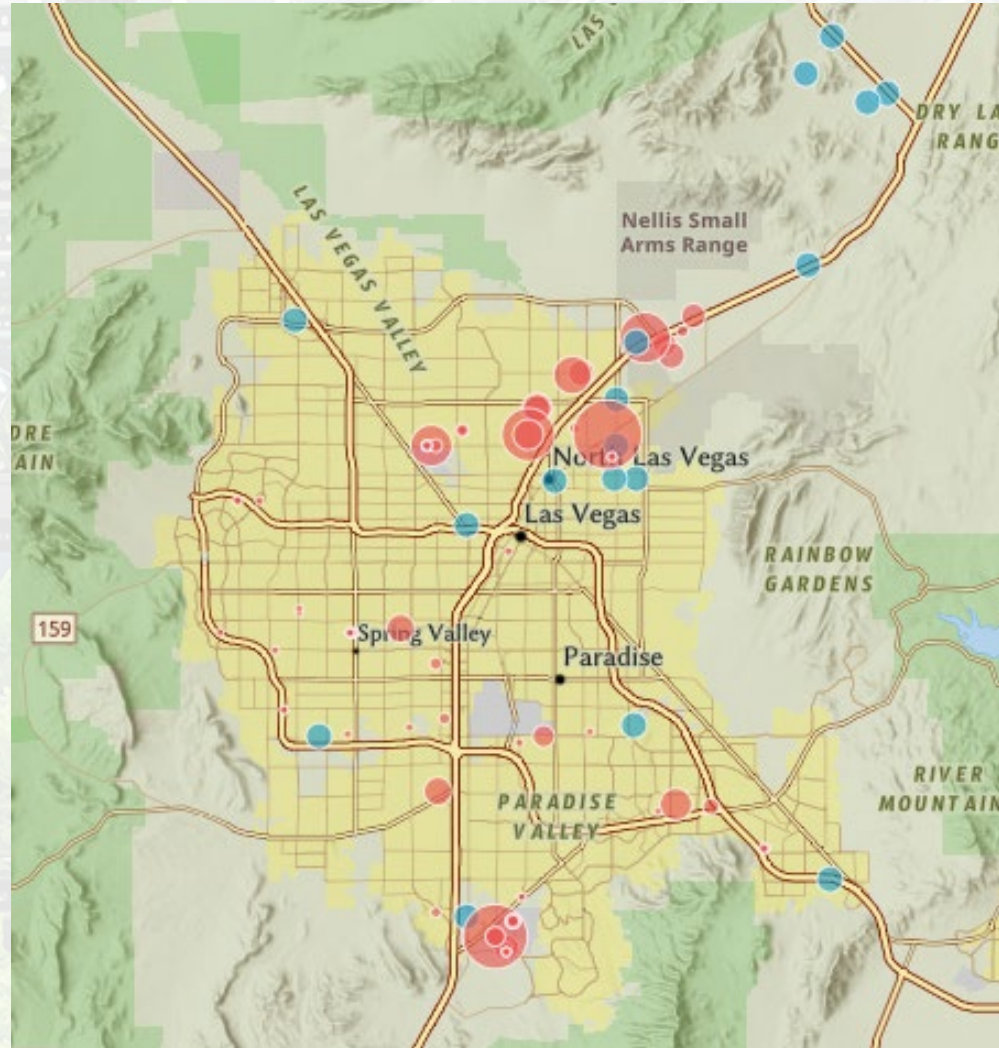
- [Victory Logistics District](#)
- [Sage Point 7](#)

Southern Nevada

- [Vantage North](#)
- [Vegas Industrial Park](#)

To explore other available sites in Nevada, click [here](#) to visit Nevada Site Locator.

- Blue dots represent land
- Red dots represent buildings



Nevada Business Advantages



Over 67 million consumers within a day's drive



No state corporate income tax



Low total cost of operation



Welcoming business environment



Low tax friendly climate

Proximity to major advanced port/rail hubs (San Francisco, Portland, and Seattle)



TAX ABATEMENTS

Sales and Use Tax Abatement - Sales and use tax abatement on qualified capital equipment purchases, with reductions in the rate to as low as 2%.

Modified Business Tax Abatement - An abatement of 50 percent of the 1.475% rate on quarterly wages exceeding \$50,000.

Personal Property Tax Abatement - An abatement on personal property not to exceed 50% over a maximum of 10 years.

Education

The following post-secondary education degrees and certificates support the food and agriculture sector.

University of Nevada, Reno - Agriculture, Biotechnology & Natural Resources:

- 11 undergraduate degrees
- 7 graduate level degrees
- 4 doctoral degrees

University of Nevada, Las Vegas

- 2 undergraduate degrees
- 2 graduate degrees
- 1 concentration

Culinary Academy of Las Vegas

- Training students in 15 different workforce classifications
- Have trained more than 55,000 people since 1993

Great Basin College

- 1 associate degree
- 3 undergraduate degrees

College of Southern Nevada

- 2 associate degrees
- 2 certificate of achievement


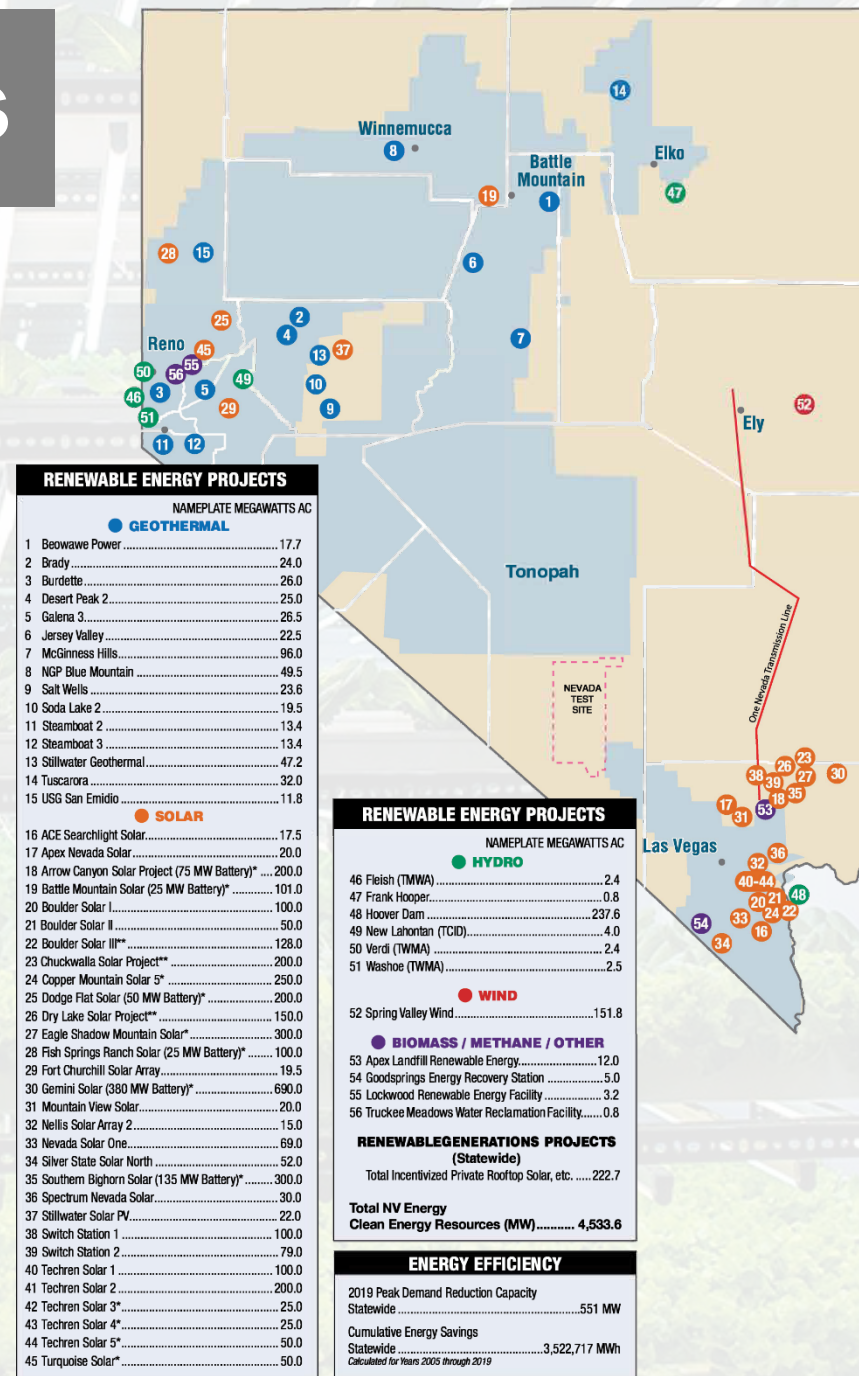


Renewable Resources



- Customers are currently benefitting from:
 - 15 Geothermal projects
 - 30 solar projects
 - 4 biomass/methane/ waste heat
 - 5 small hydro & Hoover Dam
 - 1 wind project

- **2,669 MWs of new solar with 1,028 MW of Battery Storage** under construction, in development or pending regulatory approval



Contact Information



Contact:

Jeff Brigger – Director, Business Development

Jeff.brigger@nvenergy.com | Cell: 775-354-8810

Follow us here:

Economic Development |

Twitter = [@EconomicNV](https://twitter.com/EconomicNV)

Facebook = [@nvenergyecondev](https://facebook.com/nvenergyecondev)

LinkedIn = [NV Energy Economic Development](https://linkedin.com/company/nv-energy-economic-development)

Nevada Site Locator

Twitter = [@NVSiteLocator](https://twitter.com/NVSiteLocator)

Facebook = [@nevadasitelocator](https://facebook.com/nevadasitelocator)

Instagram = [@nevadasitelocator](https://instagram.com/nevadasitelocator)

Resources:

[NV Energy Economic Development website](#)

[Nevada Site Locator](#)

[Governor's Office of Economic Development](#)

